

ITEM #	PART #	QTY.
1	FF-LSRL-4511z	1
2	FF-LSHP1000-SRV	1
3	FF-LSCRMP-A	1

CONFIDENTIALITY NOTICE:

THIS INFORMATION IS OWNED BY FIBERFIN, INC. AND CONTAINS MATERIALS CONCERNING FIBERFIN, INC. INTELLECTUAL PROPERTY RIGHTS, BUSINESS PLANS, CUSTOMERS, AND PRODUCTS THAT ARE CONFIDENTIAL AND OF SUBSTANTIAL VALUE TO FIBERFIN, INC. YOU ARE HEREBY NOTIFIED THAT ANY DISSEMINATION, DISTRIBUTION, OR COPYING OF THIS CONFIDENTIAL INFORMATION WITHOUT PRIOR WRITTEN PERMISSION FROM FIBERFIN, INC. IS STRICTLY PROHIBITED. IN RECEIVING THIS INFORMATION, YOU AGREE THAT YOU SHALL NOT DISCLOSE ANY SUCH CONFIDENTIAL INFORMATION TO ANY THIRD PARTY AND SHALL TAKE EVERY REASONABLE PRECAUTION TO PROTECT SUCH CONFIDENTIAL INFORMATION FROM SUCH DISCLOSURE. IN THE EVENT YOU ARE ASKED TO RETURN THE CONFIDENTIAL INFORMATION TO FIBERFIN, INC., THERE SHALL BE NO USE OR DISCLOSURE BY YOU OF ANY CONFIDENTIAL INFORMATION.

ALL RIGHTS RESERVED BY FIBERFIN, INC.

UNLESS OTHERWISE SPECIFIED:

DIMENSIONS ARE IN INCHES

DIMENSIONS BASED UPON
ANSI Y 14.5M-1994

MATERIAL

FINISH

DO NOT SCALE DRAWING

DRAWN
CHECKED
ENG APPR.
MFG APPR.

Q.A.

COMMENTS:

NAME

DATE

BJS 2019-01-07

FiberFin

9925 State Route 47

Unit A

Yorkville, IL 60560

U.S.A.

TITLE

SIMPLEX FRICTION VERSATILE LINK

SIZE

A

PART NO.

FF-LSRL-4511z - Razor Termination

REV

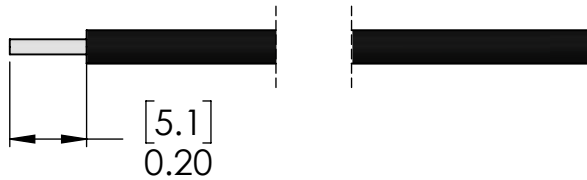
1

SCALE: 3:1

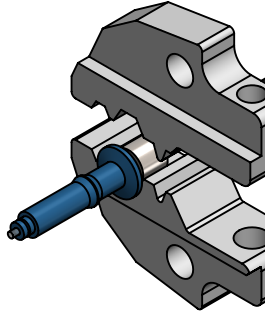
WEIGHT:

SHEET 1 OF 2

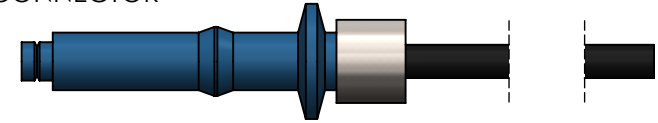
TERMINATION INSTRUCTIONS



STEP 1: USING A STRIPPING TOOL, STRIP APPROXIMATELY 5.1mm (0.20in) OF THE JACKET OFF OF THE END OF THE FIBER



STEP 3: USING THE 4.85mm HEX SLOT OF THE CRIMP TOOL, CRIMP THE CRIMP RING ONTO THE END OF THE LSRL-4511z CONNECTOR



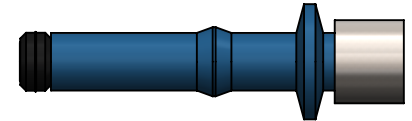
STEP 4: USING THE VERSATILE LINK TERMINATION TOOL, CUT THE END OF THE FIBER THAT PROTRUDES PAST THE END OF THE CONNECTOR TO PROVIDE A CLEAN CUT (SEE FF-VL-RZR1 DOCUMENT)

STEP5: IF ADDITIONAL ATTENUATION IMPROVEMENT IS REQUIRED, POLISH FIBER WITH THE FF-LCP-HPPOL-K POLISHING KIT UNTIL IT IS FLUSH WITH THE END OF THE LSRL-4511z CONNECTOR

- PLACE 2000-GRIT SANDPAPER ON A GLASS PLATE WITH THE ROUGH SIDE UP
- PLACE THE CONNECTOR INTO THE 2.5mm GUIDE HOLE OF THE PLASTIC GUIDE PUCK
- POLISH THE END OF THE FIBER BY MOVING THE CONNECTOR IN A FIGURE 8 PATTERN ON THE SANDPAPER WHILE MAINTAINING A 90° ANGLE
- INSPECT THE FIBER AFTER ~10 STROKES TO CHECK FOR SCRATCHES, CLOUDINESS, OR AN IRREGULAR CUT; REPEAT AS NEEDED

STEP 6: REPEAT STEPS 1-7 FOR ADDITIONAL ENDS OF FIBER AS NEEDED

STEP 7: ONCE THE END OF THE CONNECTOR IS FINISHED, PLACE THE VITON, 75 DUROMETER O-RING ONTO THE END OF THE CONNECTOR




RELATED ITEMS

FF-HTCRMP-1

FF-VL-RZR1

FF-GH4001-P



CONFIDENTIALITY NOTICE:

THIS INFORMATION IS OWNED BY FIBERFIN, INC. AND CONTAINS MATERIALS CONCERNING FIBERFIN, INC. INTELLECTUAL PROPERTY RIGHTS, BUSINESS PLANS, CUSTOMERS, AND PRODUCTS THAT ARE CONFIDENTIAL AND OF SUBSTANTIAL VALUE TO FIBERFIN, INC. YOU ARE HEREBY NOTIFIED THAT ANY DISSEMINATION, DISTRIBUTION, OR COPYING OF THIS CONFIDENTIAL INFORMATION WITHOUT PRIOR WRITTEN PERMISSION FROM FIBERFIN, INC. IS STRICTLY PROHIBITED. IN RECEIVING THIS INFORMATION, YOU AGREE THAT YOU SHALL NOT DISCLOSE ANY SUCH CONFIDENTIAL INFORMATION TO ANY THIRD PARTY AND SHALL TAKE EVERY REASONABLE PRECAUTION TO PROTECT SUCH CONFIDENTIAL INFORMATION FROM SUCH DISCLOSURE. IN THE EVENT YOU ARE ASKED TO RETURN THE CONFIDENTIAL INFORMATION TO FIBERFIN, INC., THERE SHALL BE NO USE OR DISCLOSURE BY YOU OF ANY CONFIDENTIAL INFORMATION.

ALL RIGHTS RESERVED BY FIBERFIN, INC.

UNLESS OTHERWISE SPECIFIED:

DIMENSIONS ARE IN INCHES

DIMENSIONS BASED UPON
ANSI Y 14.5M-1994

MATERIAL

FINISH

DO NOT SCALE DRAWING

NAME

BJS

CHECKED

ENG APPR.

MFG APPR.

Q.A.

COMMENTS:

SIZE

A

SCALE: 1:1

WEIGHT:

SHEET 2 OF 2

DATE

FiberFin

9925 State Route 47
Unit A
Yorkville, IL 60560
U.S.A.

TITLE

TERMINATION INSTRUCTIONS

SIZE

A

SCALE: 1:1

WEIGHT:

SHEET 2 OF 2

PART NO.

FF-LSRL-4511Z - Razor Termination

REV